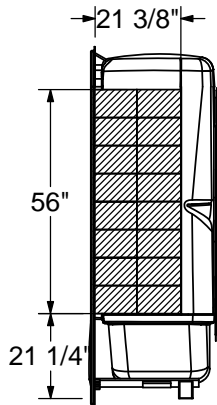
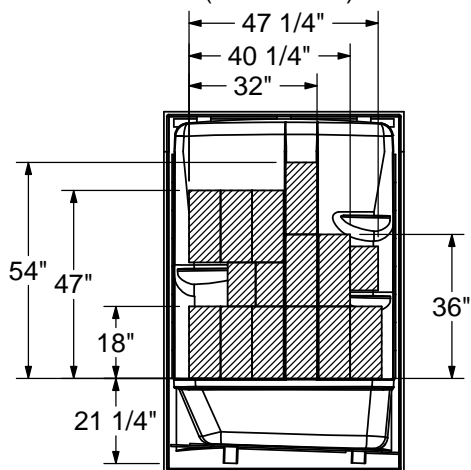


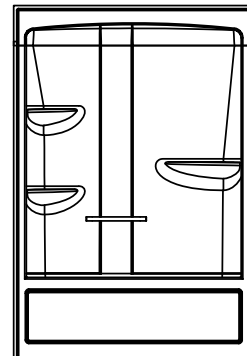
RENFORCEMENT OPTIONNEL  
(Gauche montré)



RENFORCEMENT OPTIONNEL  
(Mur Arrière)

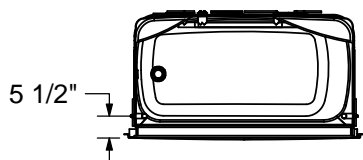


Avec PANNEAU D'ACCÈS

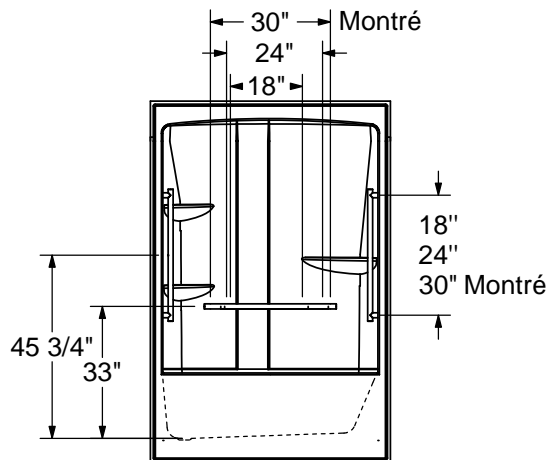
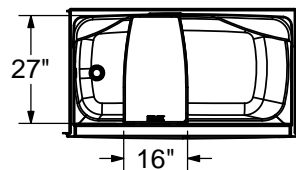


BARRE DE SOUTIEN & SIÈGE  
(Gauche montré)

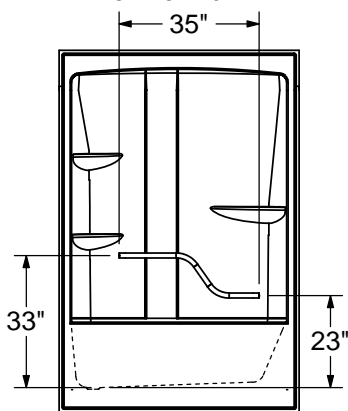
OPTION 20203, 20204 & 20216



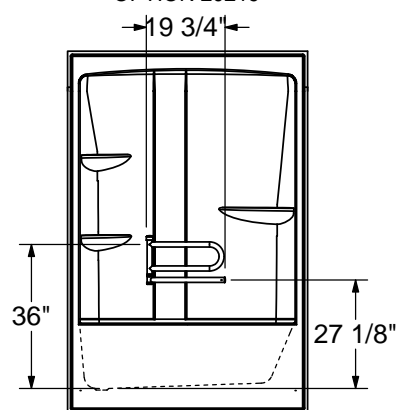
OPTION 20215



OPTION 20217



OPTION 20219



Toutes ces dimensions sont approximatives. Afin d'assurer une installation parfaite, les dimensions de la structure doivent être vérifiées à partir de l'unité.